

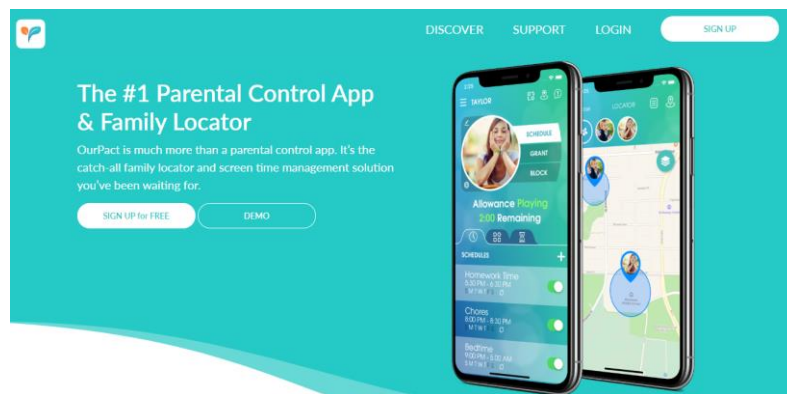
Installing a Parental Control App

There are a range of parental control apps available - do an Internet search on 'Parental Control Apps' to view the full range.

The below instructions are for Ourpact. This is free to use at a basic level but costs \$1.99 (approx £1.50) per month for flexible use over multiple children and multiple devices.

Below are instructions for signing up and pairing devices.

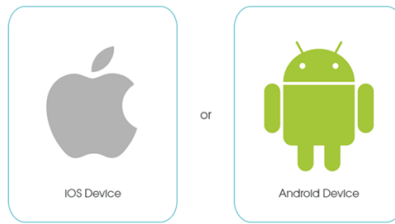
1)Go to 'Ourpact.com. Click 'Sign up' in the top right-hand corner of the page.



2) Fill in your name and email and choose a password that your child won't guess!

3) Choose whether the device you want to control is an Apple Product – or non-Apple (Android) device and click the correct picture.


What type of device does your child have?




Instructions for pairing (setting up) an APPLE device. (iPhone or Mac)

ADD CHILD

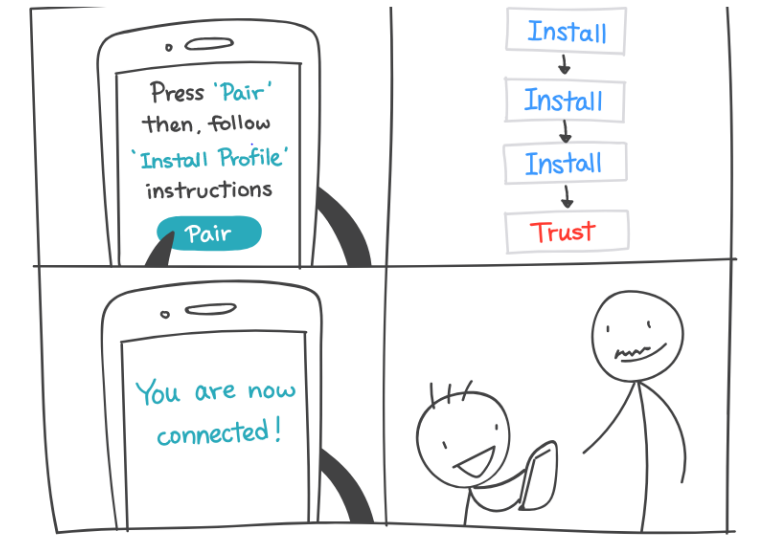
1. On your child's device, open Safari and go to pair.ourpact.com



2. Login to your account, select New Child, enter his/her name and press Assign



3. Press Pair and install profile, then enjoy the app!

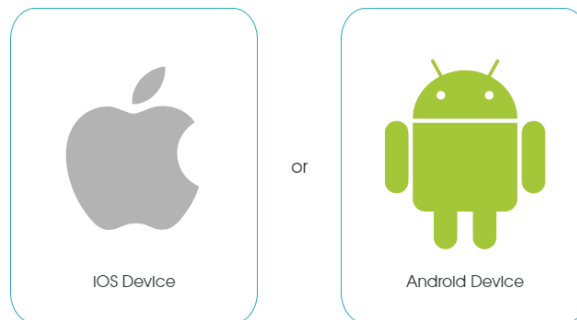


Instructions for Installing on an Android phone/computer.

Sign up as instructed above.

1) Click on the correct picture


What type of device does your child have?



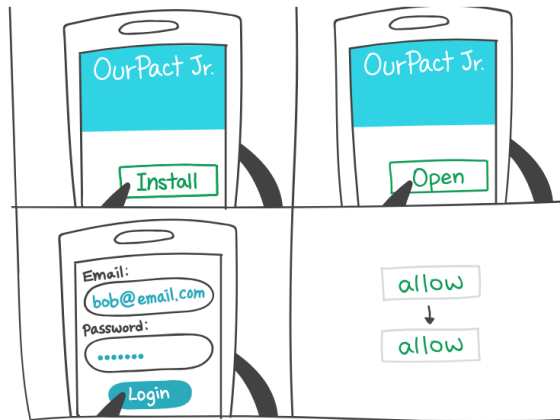
You will need to go through the actions below separately for each child.

ADD CHILD

1. On your child's device, go to pair.ourpact.com and press download. This will direct you to OurPact Jr. in the Google Play Store.



2. Install and open OurPact Jr., login with your account and allow access to location and media.



3. Press 'OK' to enable location services, select New Child, enter his/her name and press Pair.

